

## SECTION 1: NUMBERS OF ANIMALS USED FOR THE FIRST TIME FOR RESEARCH, TESTING, ROUTINE PRODUCTION AND EDUCATION AND TRAINING PURPOSES

Excludes the uses of animals for the creation and maintenance of genetically altered animals. Excludes the re-use of animals.

### FILTERS

Reporting year:2023

Country:All

EC ID:All

File name:All

EU Submission:Yes

ID 1:All

ID 2:All

ID 3:All

Species:All

Other species:All

Species grouping level 1:All

Species grouping level 2:All

Mammals:All

Non-human primates:All

Place of birth:All

NHP Place of birth:All

NHP Colony type: Self-sustaining colony:All

NHP generation:All

Genetic status:All

Purpose:All

Purpose category level 1:All

Purpose category level 2:All

Purpose category level 3:All

Purpose category level 4:All

Type of legislation:All

Other legislation:All

Origin of legislation:All

Severity:All

Custom severity:All

Method of tissue sampling:All

Severity of genotyping:All

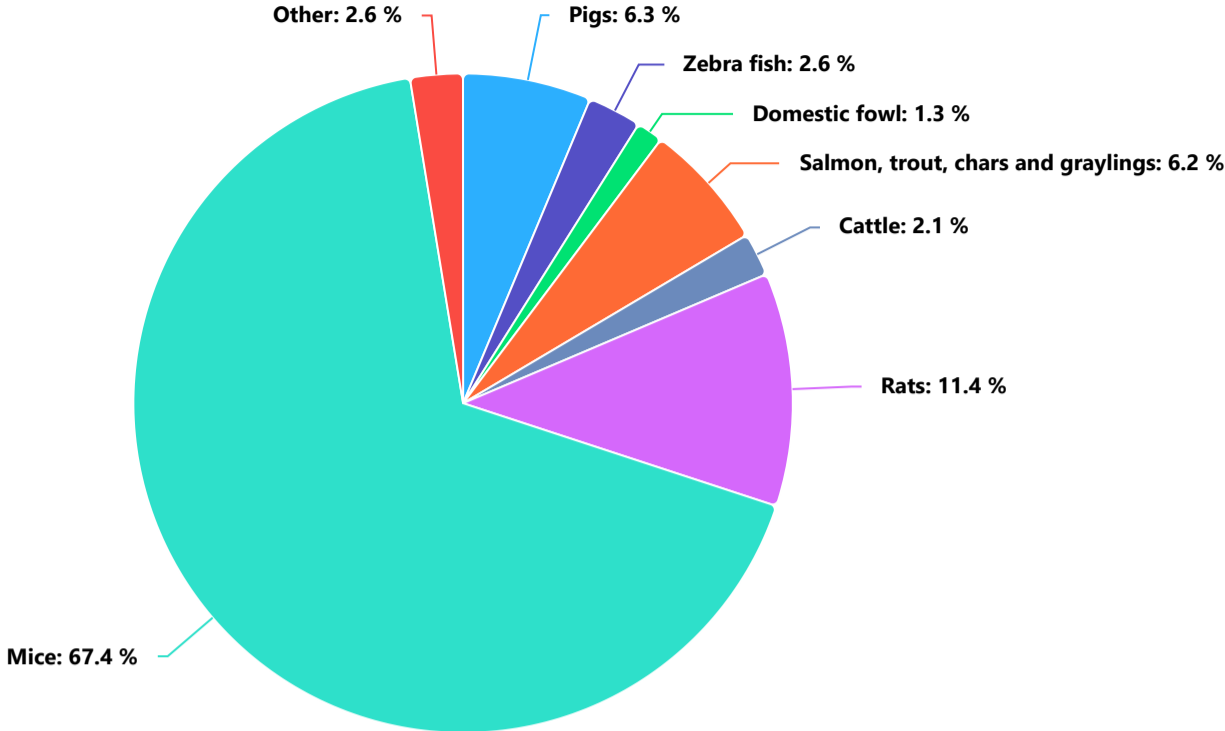
## NUMBERS OF ALL ANIMALS USED FOR THE FIRST TIME

### Numbers of all animals by species

Species	Number of animals
Mice	137522
Rats	23352
Guinea-Pigs	1639
Hamsters (Syrian)	106
Rabbits	1869
Dogs	267
Horses, donkeys and cross-breeds	32
Pigs	12846
Goats	2
Sheep	74
Cattle	4324
Other mammals	21
Domestic fowl	2659
Other birds	420
Reptiles	107
Xenopus	90
Other amphibians	102
Zebra fish	5396
Sea bass	5
Salmon, trout, chars and graylings	12733
Other fish	533
<b>Total</b>	<b>204099</b>

Excel

Numbers of all animals by species



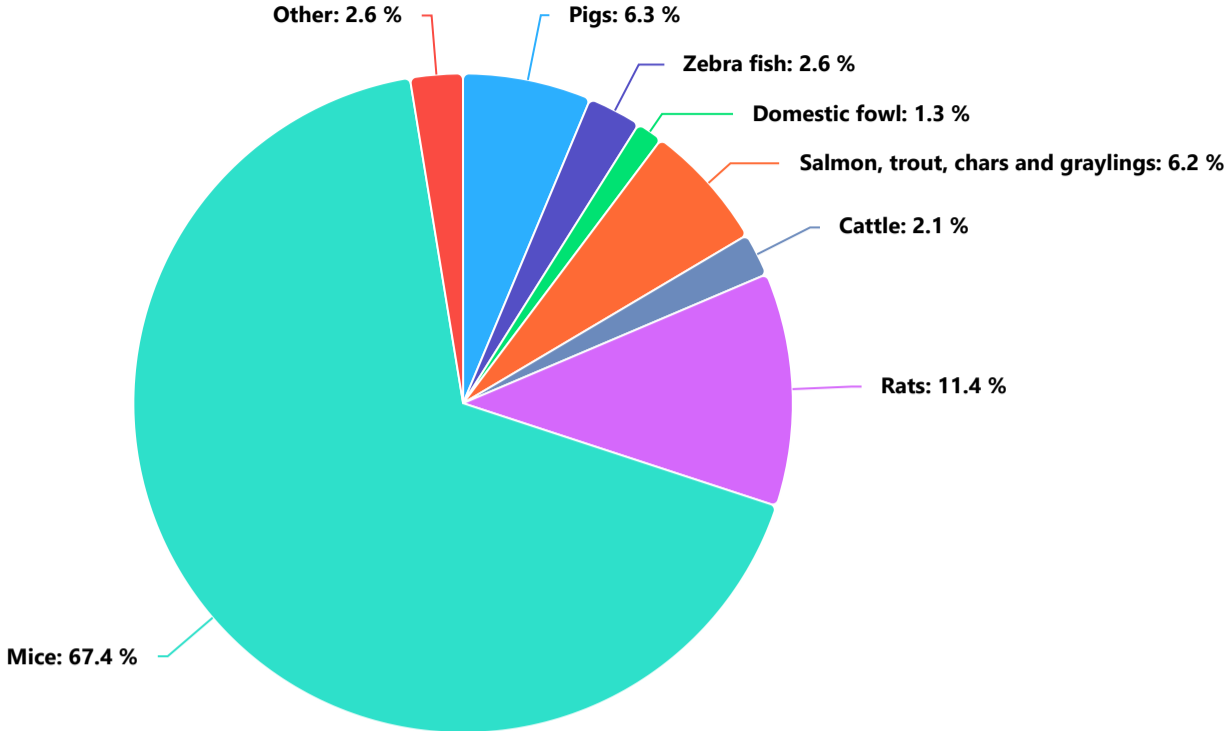
## NUMBERS OF ANIMALS OTHER THAN NON-HUMAN PRIMATES USED FOR THE FIRST TIME

### Numbers of animals other than non-human primates by species

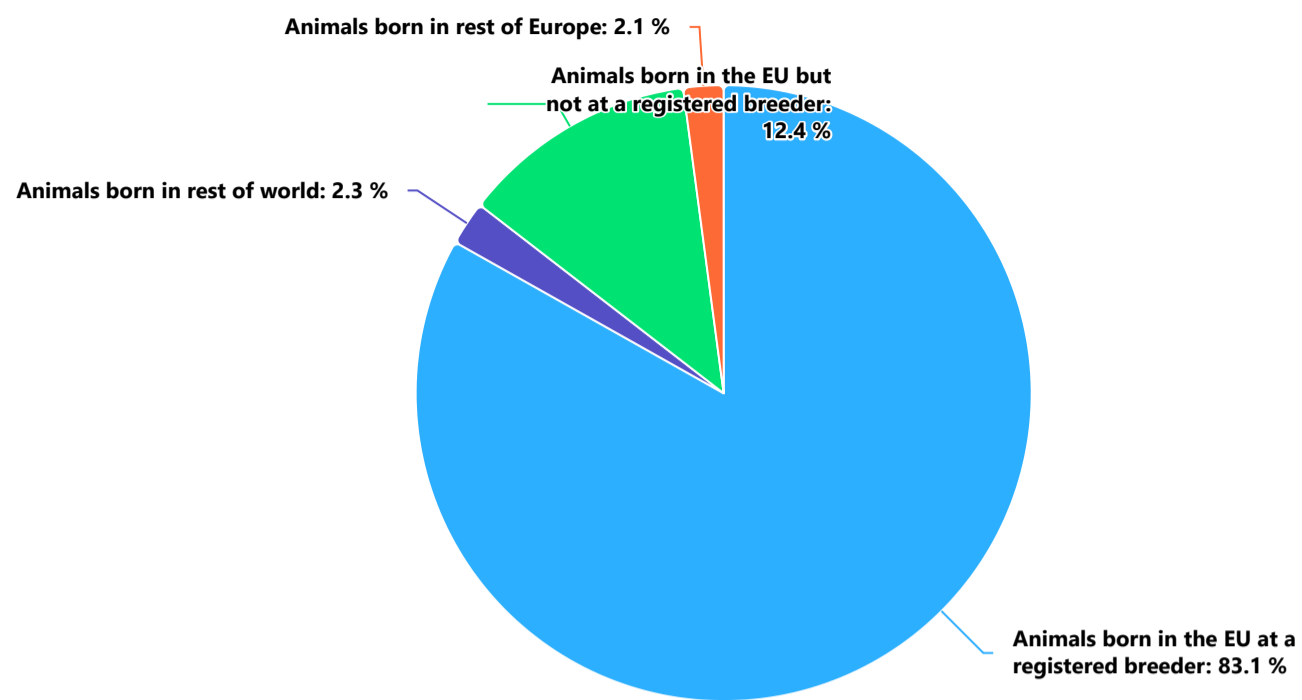
Species	Number of animals
Mice	137522
Rats	23352
Guinea-Pigs	1639
Hamsters (Syrian)	106
Rabbits	1869
Dogs	267
Horses, donkeys and cross-breeds	32
Pigs	12846
Goats	2
Sheep	74
Cattle	4324
Other mammals	21
Domestic fowl	2659
Other birds	420
Reptiles	107
Xenopus	90
Other amphibians	102
Zebra fish	5396
Sea bass	5
Salmon, trout, chars and graylings	12733
Other fish	533
<b>Total</b>	<b>204099</b>

Excel

Numbers of animals other than non-human primates by species



# Numbers of animals other than non-human primates by place of birth



**Numbers of animals other than NHP by species and place of birth**

<b>Species</b>	<b>Animals born in the EU at a registered breeder</b>	<b>Animals born in the EU but not at a registered breeder</b>	<b>Animals born in rest of Europe</b>	<b>Animals born in rest of world</b>	<b>Total</b>
Mice	133769	0	131	3622	137522
Rats	22902	0	0	450	23352
Guinea-Pigs	1639	0	0	0	1639
Hamsters (Syrian)	106	0	0	0	106
Rabbits	1360	0	509	0	1869
Dogs	184	69	0	14	267
Horses, donkeys and cross-breeds	0	32	0	0	32
Pigs	2482	10355	1	8	12846
Goats	0	2	0	0	2
Sheep	4	70	0	0	74
Cattle	11	3597	716	0	4324
Other mammals	0	0	0	21	21
Domestic fowl	100	2559	0	0	2659
Other birds	21	69	330	0	420
Reptiles	0	107	0	0	107
Xenopus	0	0	0	90	90
Other amphibians	0	102	0	0	102
Zebra fish	2687	0	2548	161	5396
Sea bass	0	0	5	0	5
Salmon, trout, chars and graylings	4442	8252	0	39	12733
Other fish	0	167	46	320	533
<b>Total</b>	<b>169707</b>	<b>25381</b>	<b>4286</b>	<b>4725</b>	<b>204099</b>

Excel

Numbers of animals other than NHP by species category 1 and place of birth

Species category 1	Animals born in the EU at a registered breeder	Animals born in the EU but not at a registered breeder	Animals born in rest of Europe	Animals born in rest of world	Total
Warm-blooded vertebrates	162578	16753	1687	4115	185133
Cold-blooded vertebrates	7129	8628	2599	610	18966
<b>Total</b>	<b>169707</b>	<b>25381</b>	<b>4286</b>	<b>4725</b>	<b>204099</b>

Excel

Numbers of animals other than NHP by species category 2 and place of birth

Species category 2	Animals born in the EU at a registered breeder	Animals born in the EU but not at a registered breeder	Animals born in rest of Europe	Animals born in rest of world	Total
Mammals	162457	14125	1357	4115	182054
Birds	121	2628	330	0	3079
Reptiles	0	107	0	0	107
Amphibians	0	102	0	90	192
Fish	7129	8419	2599	520	18667
<b>Total</b>	<b>169707</b>	<b>25381</b>	<b>4286</b>	<b>4725</b>	<b>204099</b>

Excel

**Numbers of mammals other than NHP by place of birth**

<b>Mammals</b> ♦	<b>Animals born in the EU at a registered breeder</b> ♦	<b>Animals born in the EU but not at a registered breeder</b> ♦	<b>Animals born in rest of Europe</b> ♦	<b>Animals born in rest of world</b> ♦	<b>Total</b> ♦
Rodents	158416	0	131	4072	162619
Rabbits	1360	0	509	0	1869
Carnivores	184	69	0	14	267
Equidae	0	32	0	0	32
Artiodactyla	2497	14024	717	8	17246
Other mammals	0	0	0	21	21
<b>Total</b>	<b>162457</b>	<b>14125</b>	<b>1357</b>	<b>4115</b>	<b>182054</b>

Excel

## NUMBERS OF NON-HUMAN PRIMATES USED FOR THE FIRST TIME

### Numbers of non-human primates by species

Species	Number of animals
No data available in table	

Excel

## Numbers of non-human primates by species

## Numbers of non-human primates by source

**NHP Source (origin)**

**Number of animals**

No data available in table

Excel

## Numbers of non-human primates by source

## Numbers of non-human primates by species and source

Species	Animals born at a registered breeder within EU	Animals born in rest of Europe	Animals born in Asia	Animals born in America	Animals born in Africa	Animals born elsewhere	Total
---------	--	--------------------------------	----------------------	-------------------------	------------------------	------------------------	-------

No data available in table

Excel

## Numbers of non-human primates by generation

**NHP Generation**

**Number of animals**

No data available in table

Excel

## Numbers of non-human primates by generation

## Numbers of non-human primates by species and generation

**Species**

**Total**

No data available in table

Excel

## Numbers of non-human primates by self-sustaining colony type

**Numbers of non-human primates by species and self-sustaining colony type**

Species	Yes	No	Total
No data available in table			

Excel